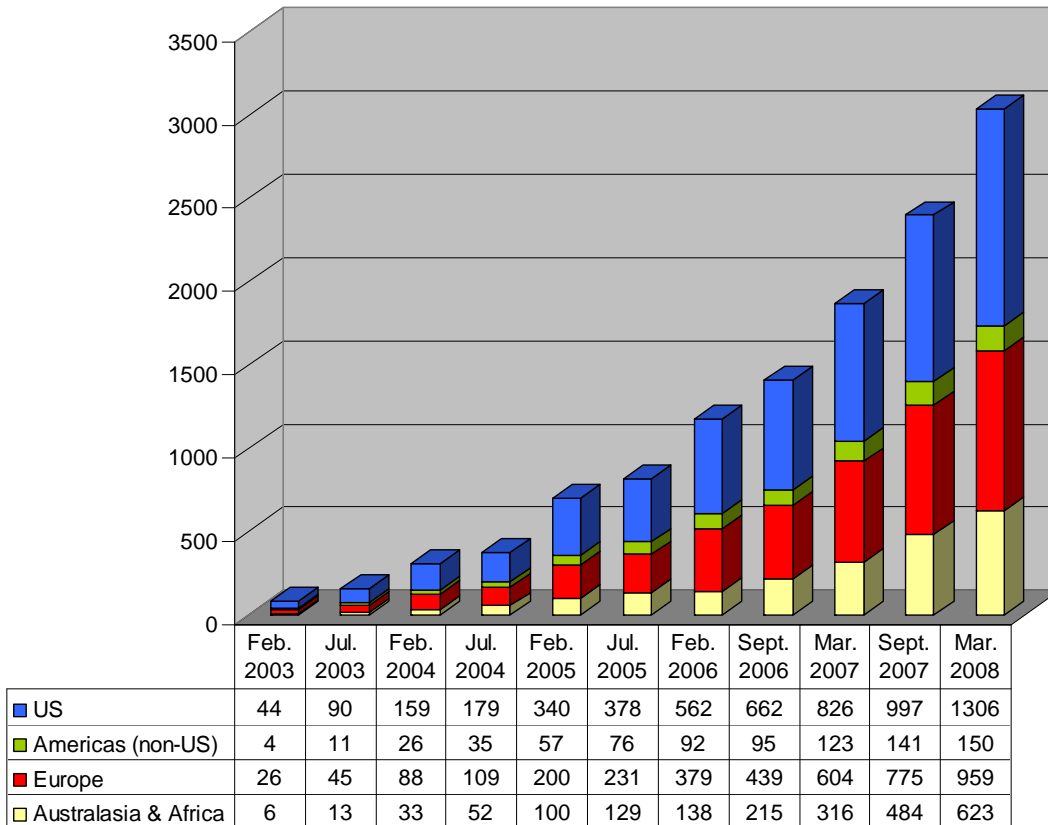




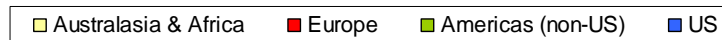
CAIA Candidate Statistics

The Global Mark of Distinction in Alternative Investments

Candidate Enrollment by Region & Exam Cycle



Exam Cycle



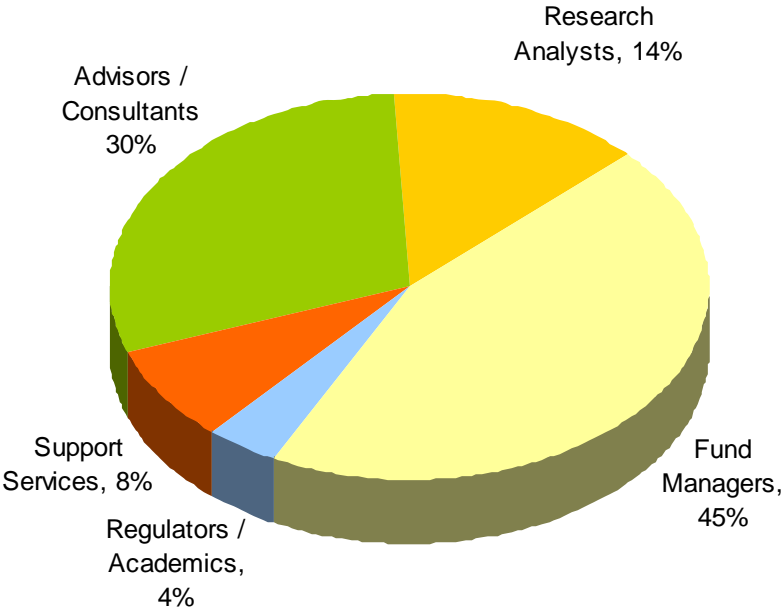
Andorra
Australia
Austria
Bahamas
Bahrain
Belgium
Bermuda
Botswana
Brazil
Bulgaria
Canada
Cayman Islands
Chile
China
Croatia (Hrvatska)
Cyprus
Denmark
Egypt
Finland
France

French Polynesia
Germany
Gibraltar
Greece
Hong Kong
Hungary
Iceland
India
Indonesia
Ireland
Israel
Italy
Japan
Jordan
Korea, Republic of
Kuwait
Lebanon
Liechtenstein
Luxembourg

Malaysia
Mauritius
Mexico
Monaco
Namibia
Netherlands
Netherlands Antilles
New Zealand
Norway
Oman
Pakistan
Peru
Philippines
Poland
Portugal
Puerto Rico
Qatar
Romania
Russian Federation

Saudi Arabia
Serbia and Montenegro
Singapore
Slovakia
Slovenia
South Africa
Spain
Sweden
Switzerland
Syria
Taiwan
Thailand
Turkey
Ukraine
United Arab Emirates
United Kingdom
United States
Viet Nam
Virgin Islands (US)

Candidate Enrollment by Specialization



Candidate Enrollment by Years of Finance Experience

